

# NT90TP (T92)



32.4(50)×27×20



32.4(50)×27×28.5



03001003503    E9930952  
 US E160644    R2033977.07  
 Patent No.02110881.1

### Features

- Small size, light weight. Low coil power consumption, heavy contact load. Strong anti-shock and anti-vibration, high reliability, long life.
- Suitable for automobile, machine, electronic equipment, air conditioner and household appliances applications.

### Ordering Information

<u>N90TP</u>	<u>H</u>	<u>L</u>	<u>A</u>	<u>S</u>	<u>DC12V</u>	<u>C</u>	<u>B</u>	<u>0.9</u>
1	2	3	4	5	6	7	8	9
1 Part number: NT90TP (T92) NT90TP <sub>2</sub>					6 Coil rated Voltage(V): AC:12,24, 110,120,220			
2 Load: H:30A; N:40A					DC:3,5,6,9,12,15,18,24,48,110			
3 High: NIL: Standard; L: Low profile type					7 Contact material: C: AgCdO; S: AgSnO <sub>2</sub> , I: AgSnO <sub>2</sub> In <sub>2</sub> O <sub>3</sub>			
4 Contact arrangement: A:1A; B:1B; C:1C					8 Resist heat class: B:130°C F:155°C			
5 Enclosure: S: Sealed type; D: Dust cover; E: Covered					9 Coil power consumption: 0.6:0.6W; 0.9:0.9W NIL:2VA			

### Contact Data

Contact Arrangement	1A (SPSTNO)	1B (SPSTNC)	1C (SPDT(B-M))
Contact Material	AgCdO	AgSnO <sub>2</sub>	AgSnO <sub>2</sub> In <sub>2</sub> O <sub>3</sub>
Contact Rating (resistive)	NO:30A/240VAC,14VDC; NC:20A/240VAC;30A/14VDC NO:40A/250VAC,30VDC; NC:30A/250VAC,30VDC (0.9W) NO:30A/277VAC;NC:20A/277VAC Motor load: 2HP 250VAC; 1.5HP 250V Lamp load: TV-5		
Max. Switching Power	1100W 7200VA		
Max. Switching Voltage	110VDC 250VAC		Max. Switching Current:40A
Contact Resistance or Voltage drop	≤30mΩ		Item 3.12 of IEC255-7
Operation life	Electrical	10 <sup>6</sup> Item 3.30 of IEC255-7	
	Mechanical	10 <sup>7</sup> Item 3.31 of IEC255-7	

### Coil Parameter

AC Coil Parameter									
Dash numbers	Rated voltage VAC		Rated current mA	Coil resistance Ω ± 10%	Pick up voltage VAC(max) (75% of rated voltage)	Release voltage VAC(min) (30% of rated voltage)	Coil power	Operate Time ms	Release Time ms
	Rated	Max							
012AC	12	15.6	187	27	9.0	3.6	2VA	—	—
024AC	24	31.2	95	120	18.0	7.2			
110AC	110	143	20	2360	82.5	33.0			
120AC	120	156	16.5	3040	90.0	36.0			
220AC	220	286	6.4	13490	165.0	66.0			

**CAUTION:** 1. The use of any coil voltage less than the rated coil voltage will compromise the operation of the relay.  
 2. Pickup and release voltage are for test purposes only and are not to be used as design criteria.

## Coil Parameter

DC Coil Parameter								
Dash numbers	Rated voltage VDC		Coil resistance $\Omega \pm 10\%$	Pick up voltage VDC(max) (75% of rated voltage)	Release voltage VDC(min) (10% of rated voltage)	Coil power W	Operate Time ms	Release Time ms
	Rated	Max						
003-900	3	3.9	10	2.25	0.3	0.9	$\leq 15$	$\leq 10$
005-900	5	6.5	28	3.75	0.5			
006-900	6	7.8	40	4.50	0.6			
009-900	9	11.7	90	6.75	0.9			
012-900	12	15.6	160	9.00	1.2			
015-900	15	19.5	250	10.25	1.5			
018-900	18	23.4	360	13.50	1.8			
024-900	24	31.2	640	18.00	2.4			
036-900	36	46.8	1440	27.00	3.6			
048-900	48	62.4	2560	36.00	4.8			
110-900	110	143	13445	82.50	11.0			
003-600	3	3.9	15	2.25	0.3	0.6	$\leq 15$	$\leq 10$
005-600	5	6.5	42	3.75	0.5			
006-600	6	7.8	60	4.50	0.6			
009-600	9	11.7	135	6.75	0.9			
012-600	12	15.6	240	9.00	1.2			
015-600	15	19.5	375	10.25	1.5			
018-600	18	23.4	540	13.50	1.8			
024-600	24	31.2	960	18.00	2.4			
048-600	48	62.4	3840	36.00	4.8			
110-600	110	143	20167	82.50	11.0			

**CAUTION:** 1. The use of any coil voltage less than the rated coil voltage will compromise the operation of the relay.  
2. Pickup and release voltage are for test purposes only and are not to be used as design criteria.

### Operation condition

Insulation Resistance	1000M $\Omega$ min (at 500VDC)	Item 7 of IEC255-5
Dielectric Strength		
Between contacts	50Hz 1500V	Item 6 of IEC255-5
Between contact and coil	50Hz 2500V	Item 6 of IEC255-5
Shock resistance	200m/s <sup>2</sup> 11ms	IEC68-2-27 Test Ea
Vibration resistance	10~55Hz double amplitude 1.5mm	IEC68-2-6 Test Fc
Terminals strength	10N	IEC68-2-21 Test Ua2
Solderability	235 $^{\circ}$ C $\pm$ 2 $^{\circ}$ C 3 $\pm$ 0.5s	IEC68-2-20 Test Ta method 1
Ambient Temperature	-55~100 $^{\circ}$ C -55~125 $^{\circ}$ C	
Relative Humidity	85% (at 40 $^{\circ}$ C)	IEC68-2-3 Test Ca
Mass	35g (Low profile type) 37g	

### Qualification inspection:

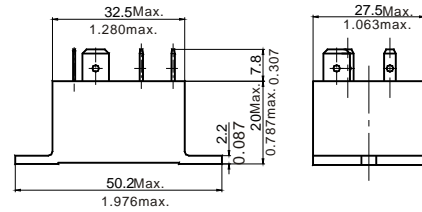
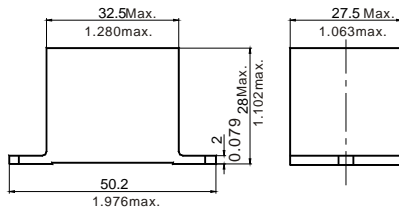
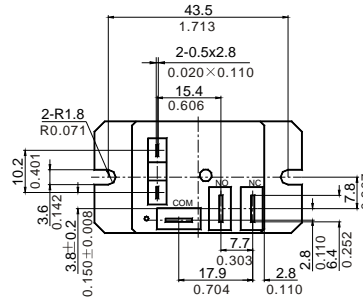
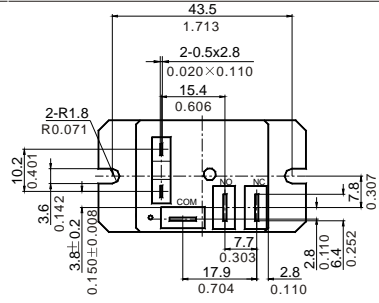
Perform the qualification test as specified in the table IV of IEC255-19-1 and minimum sample size 24.

### Safety approvals

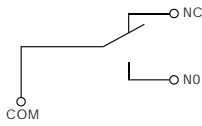
Safety approval	UL&CUR	TüV	CQC
Load	NO:40A/240VAC 30A/277VAC NC:30A/240VAC 20A/277VAC 2HP 250VAC TV-5 1 $\frac{1}{2}$ HP 250VAC HP:A 1HP/16AFLA/120VAC 2HP/12AFLA/240VAC B 30LRA/10AFLA/120VAC 30LRA/10AFLA/240VAC Insulation: B-class F-class	NO:40A/240VAC 14VDC NC:30A/240VAC 14VDC Insulation: B-class F-class	NO:30A/240VAC NC:20A/240VAC

## Dimensions

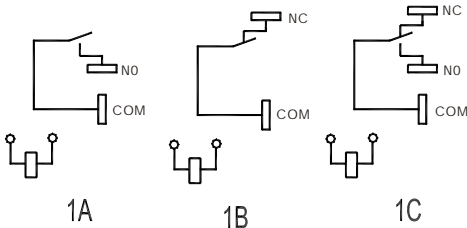
mm /inch



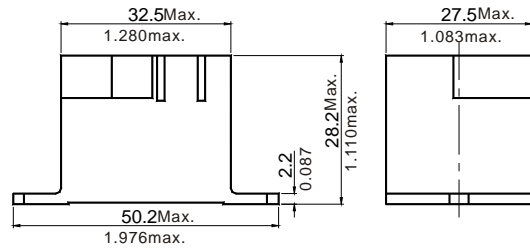
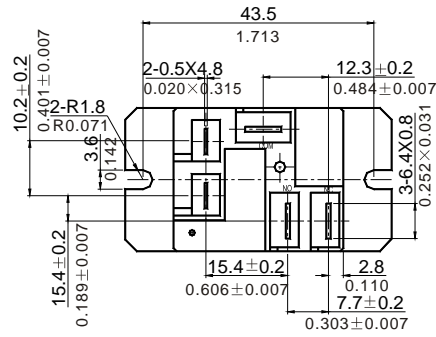
NT90TP



NT90TP<sub>2</sub>



NT90TP  
Wiring diagram



NT90TP<sub>2</sub>  
Dimensions

NOTES 1). Dimensions are in millimeters.  
2). Inch equivalents are given for general information only.

## Reference Data

